

Emulsions

Primers

Distempers

Wall Putty

Waterproofing

Enamels

Metallic & Texture



ANNEX[®]

Paints

LUXURY FOR YOUR HOME



AN ISO 9001 : 2015 CERTIFIED CO.





ANNEX[®]

Paints

ABOUT US

The company has come a long way since its small beginnings in 2003. It was set up as a proprietorship firm in willing to take on the world's biggest, most famous paint company operating in India at that time. Annex Paints manufactures a wide range of paints of decorative and industrial use and also offers Waterproofing range under its portfolio. To deliver quality product to our customer is our top most priority. We commit ourselves to continually surprise you with our product offerings and approach. By dedicating ourselves to satisfying true customer needs, without being irresponsible to harm their health in the process. By taking care of the needs of the paint applicator, an artist in our minds who beautifies your house with his humble hands. By building a corporate team that everyone envies and wishes to join and taking care of the needs of every member.

VISION



Our core values are integrity, respect, imagination, innovation and passion. Our service is the value that bridges our past and future. It reliability, Quality and excellent performance for our clients and goal is to creat Annex as the most respected company in paint industry.

MISSION



We are company dedicated to the manufacturing of paints and coatings of the highest quality. We strive to :

- Satisfy our customers by offering quality products and services that leave little to be desired on their end.
- Generate wealth to fuel company's growth and staff development. Thus leading to a more well-rounded company that sets the industrial benchmark ever so higher.
- Develop innovative products and solutions that provide the adequate resource for individuals and professionals to manifest their dream paint job.

OUR GOAL



- To create value added products and services that help customers achieve higher efficiencies
- To bring the latest technology available
- To align employees growth with company's growth by required training and development
- To be engaged in collaborative working with suppliers and customers and ther by increase satisfaction

TABLE OF CONTENTS

LUXURY EMULSION

6	ABSOLUTE AURA HI GLOSS EMULSION
7	SWASTIK HI GLOSS EMULSION
8	TAKNO SHIELD SEMI GLOSS
9	DAZZLER HYBRID EMULSION

POPULAR SERIES EXTERIOR EMULSIONS

12	GRACE ADVANCE EXTERIOR EMULSION
13	GRACE BLUE EXTERIOR EMULSION
14	EVA INTERIOR EMULSION
15	GRACE SHINE EXTERIOR EMULSION
16	EVA SHINE INTERIOR EMULATION

ECONOMICAL EMULSIONS

18	GRACE LITE EXTERIOR EMULSION
19	EVA LITE INTERIOR EMULSION
20	VANDEY BHARAT EXTERIOR EMULSION

PRIMERS

22	TAKNO PRIME MULTI PURPOSE WALL SEALER
23	ANNEX PRIME EXTERIOR WALL PRIMER
24	UNIVERSAL PRIMER EXTERIOR & INTERIOR
25	WALL PRIME INTERIOR PRIMER
26	ADVANCE ECO PRIMER

DISTEMPER & WALL PUTTY

ACRYLIC DISTEMPER	28
29	AQUA LITE ACRYLIC DISTEMPER
TAKNO PLAST EXTERIOR & INTERIOR	30
31	ANNEX PLAST WALL PUTTY
WATER PROOF CEMENT PAINT	32

METALLIC

DAZZLER METALLIC	34
35	TEXTURE WORLD INTERIOR & EXTERIOR
UNIVERSAL STAINER	36

SOLVENT BASE

HIGH GLOSS SYNTHETIC ENAMEL	38
39	PRIMER SURFACE WHITE
RED OXIDE METAL PRIMER	39
40	RUBBER SEAL COMPOUND
BROWN OXIDE PRIMER	40

OTHER PRODUCTS

LAMINATES INTERIOR & EXTERIOR	42
42	DAMP SEAL
CRACK FILLER	43
43	EPOXY WATERPROOF GLUE
WOOD FILLER INTERIOR & EXTERIOR	44
44	PUTTY BOOSTER





LUXURY EMULSIONS



LUXURY EMULSION







- METHOD OF APPLICATION**
Roller & Brush
- DILUTION**
Water
- DRYING TIME**
Surface Dry 45 Minutes
- RECOAT TIME**
At an Interval of 3-5 Hours
- COVERAGE**
230-240 Sq. Ft/Ltr*
- SHADE**
White
- PACKAGING**
1Ltr, 4Ltr, 10Ltr, 20Ltr.

ABSOLUTE AURA

HI SHEEN EMULSION

A water based, acrylic emulsion that is clean, UV & weather resistant with decorative glossy finish.

-  Fungus Resistant Coating
-  No Fading & Cracking
-  Moisture Resistance
-  Eco Friendly



Annex Absolute Aura, outperforms other paints as it is formulated using advanced technology and ultra-premium ingredients that provide unparalleled performance, durability and coverage.

It is most advanced paint ever!

An ultra-luxury, low odor, low voc, 100% acrylic paint ideal for use in interior & exterior also, on high-end residential and commercial projects. Applies easily and features exceptional hiding, outstanding scrub resistance, washability and adhesion, backed by a satisfaction assurance.

It can be used on properly prepared and primed, new or previously painted interior & exterior, wallboard, masonry, plaster, wallpapered surfaces.

METHOD OF APPLICATION

Roller & Brush

DILUTION

Water

DRYING TIME

Surface Dry 30-40 Minutes

RECOAT TIME

At an Interval of 4-6 Hours

COVERAGE

230-240 Sq. Ft/Ltr*

SHADE

White & Seven Ready Mix Colour

PACKAGING






1Ltr, 4Ltr, 10Ltr, 20Ltr.

LUXURY EMULSION



SWASTIK HI GLOSS EMULSION

Hi Gloss Emulsion is water based exterior emulsion that imparts a high gloss finished to the exterior walls.

-  Hi-Gloss
-  Fungus Resistant Coating
-  Durable Surface
-  Excellent Washability
-  Quick Drying

Swastik High Gloss Emulsion is a low-voc, 100%-acrylic, interior, ideal for use on high-end, custom residential and upscale commercial projects - as well as homes, schools, hospitals, commercial spaces and other high-use areas where low-voc products are desired.

Swastik HI Gloss Emulsion formulated for longevity and enduring elegance, so your space stays as beautiful as you envisioned it.

Also recommended for wall painting.






TAKNO SHIELD

SEMI GLOSS

It is high performance, pure acrylic exterior & interior paint which offers outstanding protection of exterior surfaces as well as interior surfaces.

-  Ultra Durable Technology
-  Excellent Flow & Leveling
-  No Fading & Cracking
-  No Peeling & Blistering
-  Excellent Washability



A luxury category, low voc, 100% acrylic interior paint ideal for use on residential & commercial projects where outstanding performance and durability is required.

This applies easily and features excellent scrub washability & resistance, backed by a satisfaction assurance. It outperforms other interior paints as it is formulated using advanced technology and premium ingredients that provide unparalleled performance, durability, coverage and adhesion.

METHOD OF APPLICATION

Roller & Brush

DILUTION

Water

DRYING TIME

Surface Dry 60 Minutes

RECOAT TIME

At an Interval of 3-5 Hours

COVERAGE

260-300 Sq. Ft/Ltr*

SHADE

White, Bases & Ready Mix Shades

PACKAGING

1Ltr, 4Ltr, 10Ltr, 20Ltr.

METHOD OF APPLICATION

Roller & Brush

DILUTION

Water

DRYING TIME

Surface Dry 60 Minutes

RECOAT TIME

At an Interval of 2-4 Hours

COVERAGE

250-300 Sq. Ft/Ltr*

SHADE

White

PACKAGING

1Ltr, 4Ltr, 10Ltr, 20Ltr.

LUXURY EMULSION



DAZZLER HYBRID EMULSION

Mid Sheen Interior paint which provides a rich luxurious finish to your walls. It also offers unmatched stain repellence to keep the walls beautiful.



Ultra Sheen Finish



Good Hiding



Excellent Washability




Durable Surface



A premium, low voc, 100% interior paint ideal for use on residential & commercial projects where good performance and durability is required.

This applies easily and features excellent great touch-up characteristics, backed by a satisfaction assurance. It outperforms other interior paints as it is formulated using advanced technology and premium ingredients that provide unparalleled performance, durability, coverage and adhesion.







POPULAR SERIES EXTERIOR EMULSIONS





PREMIUM EMULSION

- METHOD OF APPLICATION**
Roller & Brush
- DILUTION**
Water
- DRYING TIME**
Surface Dry 60 Minutes
- RECOAT TIME**
At an Interval of 4-6 Hours
- COVERAGE**
180-200 Sq. Ft/Ltr*
- SHADE**
White, Bases, Ready Mix Shades Like Signal Red, Terra Cotta, Nut-Brown etc.
- PACKAGING**
1Ltr, 4Ltr, 10Ltr, 20Ltr.

GRACE ADVANCE

EXTERIOR EMULSION

This Exterior Emulsion is specially formulated acrylic modified based exterior emulsion paint suitable for dry and less humid weather conditions for ultra durable technology.

- Ultra Durable Technology with UV Resistance
- No Fading & Cracking
- Excellent Flow & Leveling
- Best Adhesion and Excellent Resistance to Chalking



Annex Grace Advance has a smooth and stylish Matt finish. Making it an ideal choice for the price conscious customer.

Moreover its international technique and formulation ensures that the paint offers excellent resistance to chalking, cracking in comparison to other paint available in the market of this class.

And entirely new next level paint for those who value fine craftsmanship and superb performances.

METHOD OF APPLICATION

Roller & Brush

DILUTION

Water

DRYING TIME

Surface Dry 60 Minutes

RECOAT TIME

At an Interval of 4-6 Hours

COVERAGE

160-180 Sq. Ft/Ltr*

SHADE

White & Bases

PACKAGING

1Ltr, 4Ltr, 10Ltr, 20Ltr.

PREMIUM EMULSION



GRACE BLUE EXTERIOR EMULSION

Grace Blue Exterior Emulsion smooth paint with added silicon to make it with stand even in the harshest weather.



Heat & Reflect Technology



Prevents algae & fungal growth



Easy to Apply



Fast Dry & Recoat Time



Superior Adhesion & Resistance

Annex Grace Blue Exterior Emulsion, is smooth, water based, high performance and long lasting paint, based on acrylic resin, to give your walls not only a tough and flexible film, but also prevent microbial algae growth.

It is specially formulated to withstand extreme weather conditions of rainfall, humidity and heat.

It provides extremely good protection against UV degradation thus ensuring that the shade doesn't fade for a long time and the paint lasts longer.





METHOD OF APPLICATION

Roller & Brush

DILUTION

Water

DRYING TIME

Surface Dry 60 Minutes

RECOAT TIME

At an Interval of 2-4 Hours

COVERAGE

160-180 Sq. Ft/Ltr*

SHADE

White

PACKAGING

1Ltr, 4Ltr, 10Ltr, 20Ltr.

EVA INTERIOR EMULSION

EVA Emulsion, a perfect product to give your walls a luxurious, smooth and silky feel with a fresh look for years.



Super Adhesion & Resistance



Quick Drying



Moisture Resistance



Eco Friendly



Annex EVA Interior Emulsion, offers a rich luxurious that is bound to give your walls a grand look. It is easily washable and offers excellent resistance which ensures that even stubborn stains can be cleaned easily from the wall; keeping your home looking spot-less & beautiful day after day.

It is incorporated with improved anti algal properties which provide excellent protection against fungal growth, thus reducing the chances of fungal black spots on your walls.

Moreover its international technique and formulation ensures that the paint offers excellent resistance to chalking, cracking in comparison to other paint available in the market of this class.



METHOD OF APPLICATION

Roller & Brush

DILUTION

Water

DRYING TIME

Surface Dry 60 Minutes

RECOAT TIME

At an Interval of 2-4 Hours

COVERAGE

230-250 Sq. Ft/Ltr*

SHADE

White

PACKAGING

1Ltr, 4Ltr, 10Ltr, 20Ltr.

PREMIUM EMULSION



GRACE SHINE EXTERIOR EMULSION



Fungus Resistant Coating



Durable Technology



Excellent Opacity



New Look For Longer

Annex Grace Shine Exterior Emulsion, a premium, low VOC, acrylic latex exterior paint ideal for use on residential, commercial & government projects where good performance and durability is required.

It's performance is superior then other exterior paints in its class as it is formulated using advanced technology and premium ingredients that provide outstanding performance, durability, coverage and adhesion.





PREMIUM EMULSION

METHOD OF APPLICATION

Roller & Brush

DILUTION

Water

DRYING TIME

Surface Dry 60 Minutes

RECOAT TIME

At an Interval of 4-6 Hours

COVERAGE

180-200 Sq. Ft/Ltr*

SHADE

White

PACKAGING

1Ltr, 4Ltr, 10Ltr, 20Ltr.

EVA SHINE

INTERIOR EMULSION



Shine & Glow



Fungus Resistant Coating



Moisture Resistance



Excellent Washability



A popular range emulsion with low VOC that is 100% acrylic interior ideal for use on residential, commercial & government projects where good performance and durability is required.

It has a smooth and stylish silk finish, making it an ideal choice for the price conscious customers.



ECONOMICAL EMULSIONS





BUDGET EMULSION

METHOD OF APPLICATION

Roller & Brush

DILUTION

Water

DRYING TIME

Surface Dry 60 Minutes

RECOAT TIME

At an Interval of 4-6 Hours

COVERAGE

120-140 Sq. Ft/Ltr*

SHADE

White

PACKAGING

1Ltr, 4Ltr, 10Ltr, 20Ltr.

GRACE LITE

EXTERIOR EMULSION



No Chalking



Excellent Adhesion



Pocket Friendly



Excellent Washability



Annex Grace Lite Exterior Emulsion is suitable for dry to moderately humid climatic conditions.

The product has good resistance to peeling, chalking and weathering on prolonged exposure.

In addition, its special formulation delivers good coverage or spreading rate compared to other ordinary emulsion.

It offers the finish of a plastic paint at a cost that is not too different from distemper.

METHOD OF APPLICATION

Roller & Brush

DILUTION

Water

DRYING TIME

Surface Dry 60 Minutes

RECOAT TIME

At an Interval of 4-6 Hours

COVERAGE

120-140 Sq. Ft/Ltr*

SHADE

White

PACKAGING

1Ltr, 4Ltr, 10Ltr, 20Ltr.

BUDGET EMULSION



EVA LITE INTERIOR EMULSION



No Hiding & Chalking



Eco Friendly



Excellent Flow & Leveling



Better Coverage

Annex Eva Lite Interior Emulsion gives a smooth finish, is water-based exterior emulsion wall paint with silicon additives and improved anti algal properties.

It is specially formulated with advance technique that best suits Indian, dry to moderately humid climatic conditions.

It offers the finish of a plastic paint at a cost that is not too different from distemper.





BUDGET EMULSION

METHOD OF APPLICATION

Roller & Brush

DILUTION

Water

DRYING TIME

Surface Dry 60 Minutes

RECOAT TIME

At an Interval of 2-4 Hours

COVERAGE

100-110 Sq. Ft/Ltr*

SHADE

White

PACKAGING

5Kg, 10Kg, 20Kg

VANDEY BHARAT EXTERIOR EMULSION



No Chalking



Pocket Friendly



Good Coverage



Excellent Washability



Good Hiding



Vandey Bharat Exterior Emulsion is suitable for dry to moderately humid climatic conditions.

The product has good resistance to peeling, chalking and weathering on prolonged exposure.

In addition, its special formulation delivers good coverage or spreading rate compared to other ordinary emulsions.



PRIMERS









HEAVY DUTY PRIMER

- METHOD OF APPLICATION**
Roller & Brush
- DILUTION**
Water
- DRYING TIME**
Surface Dry 60 Minutes
- RECOAT TIME**
At an Interval of 2-4 Hours
- COVERAGE**
130-150 Sq. Ft/Ltr*
- SHADE**
White & Bases
- PACKAGING**
1Ltr, 4Ltr, 10Ltr, 20Ltr.

TAKNO PRIME

MULTI PURPOSE WALL SEALER

Takno Prime is a styrene acrylic water based wall sealer formulated to provide excellent adhesion & wall sealing.

-  Low voc
-  No Chalking
-  Solvent Free
-  Quick Drying



Annex Takno Prime, is specially formulated premium quality acrylic primer, it provide superior alkali and efflorescence resistance for application on exterior masonry surfaces. It prevents water and dissolved salts from penetrating the paint film and protects the topcoat emulsion from damage.

It penetrates the porous surface, seals the porosity of the surface, and reduces the absorption of the surface, as a result of which top coat gives a better coverage. It gives a tough film and as a result is help to provide longer life of total paint system. No curing is required for this primer.

METHOD OF APPLICATION

Roller Brush

DILUTION

Water

DRYING TIME

Surface Dry 60 Minutes

RECOAT TIME

At an Interval of 2-4 Hours

COVERAGE

130-150 Sq. Ft/Ltr*

SHADE

White

PACKAGING





1Ltr, 4Ltr, 10Ltr, 20Ltr.

EXTERIOR PRIMER



ANNEX PRIME EXTERIOR WALL PRIMER

A water based high hiding primer that penetrates the porous surfaces seals the porosity of the surface and as a result top coat give better coverage.

-  Excellent Adhesion
-  Excellent Flow & Leveling
-  Fast Drying
-  Great Coverage

Annex Prime Exterior Wall Primer, is specially formulated premium quality acrylic primer with superior alkali and efflorescence resistance for application on exterior masonry surfaces. It prevents water and dissolved salts from penetrating the paint film and protects the topcoat emulsion from damage.





MULTIPURPOSE PRIMER

- METHOD OF APPLICATION**
Roller & Brush
- DILUTION**
Water
- DRYING TIME**
Surface Dry 60 Minutes
- RECOAT TIME**
At an Interval of 2-4 Hours
- COVERAGE**
120-140 Sq. Ft/Ltr*
- SHADE**
White & Bases
- PACKAGING**
1Ltr, 4Ltr, 10Ltr, 20Ltr.

UNIVERSAL PRIMER

EXTERIOR & INTERIOR

Universal Primer is specially formulated acrylic based primer for both interior and exterior surfaces.

-  Low voc
-  Solvent Free
-  Good Hardness
-  Excellent Binding
-  Good Coverage



Annex Universal Primer is water thinnable wall primer, formulated by using copolymer emulsion and ideal combination of pigments and extenders, so as to ensure deep penetration and sealing of porous surfaces.

It is suitable in interior applications, for priming of plastered surfaces and other masonry works. It makes the surface less absorbent and is specially fortified with fungicides, thus providing good resistance to wall alkalinity, moisture and fungus.

METHOD OF APPLICATION

Roller & Brush

DILUTION

Water

DRYING TIME

Surface Dry 60 Minutes

RECOAT TIME

At an Interval of 2-4 Hours

COVERAGE

150-170 Sq. Ft/Ltr*

SHADE

White

PACKAGING

1Ltr, 4Ltr, 10Ltr, 20Ltr.

INTERIOR PRIMER



WALL PRIME INTERIOR PRIMER

Annex Wall Primer is water born acrylic wall primer. It enhance the perfect protection and a gives perfect smooth finish.



No Chalking



Solvent Free



Excellent Adhesion to Substrate



Increase Top Coat Coverage

Annex Wall Prime, Cement Primer is water thinnable wall primer, formulated by using copolymer emulsion and ideal combination of pigments and extenders, so as to ensure deep penetration and sealing of porous surfaces.

It provides good sealing property that ensures smooth deposition of the paint film. It is pigmented white to give reasonable opacity to the primer.

It is suitable in interior applications, for priming of plastered surfaces and other masonry works. Get an excellent coverage with a wall primer that doesn't disappoint. It is perfect for your walls.



BUDGET FRIENDLY

METHOD OF APPLICATION

Roller & Brush

DILUTION

Water

DRYING TIME

Surface Dry 60 Minutes

RECOAT TIME

At an Interval of 2-4 Hours

COVERAGE

120-140 Sq. Ft/Ltr*

SHADE

White

PACKAGING

1Ltr, 4Ltr, 10Ltr, 20Ltr.

ADVANCE ECO PRIMER

Eco-Friendly primer for interior use only.



No Chalking



Solvent Free



Quick Drying



Excellent Binding



Excellent Adhesion to Substrate



Annex Eco Primer Advance is based on latest formulated primer for application on masonry surfaces.

It gives a tough film and as a result it helps to provide longer life of total paint system. No curing is required for this primer.

It is an acrylic primer with low emulsion eco friendly properties and excellent adhesion qualities. It has very good mechanical and binding properties to the cement.



DISTEMPER & WALL PUTTY



METHOD OF APPLICATION

Brush

DILUTION

Water

DRYING TIME

Surface Dry 15-20 Minutes

RECOAT TIME

At an Interval of 8 Hours

COVERAGE

80-90 Sq. Ft/Kg/Coat on a well prepared surface

SHADE

White & Other Ready Mix Colour

PACKAGING

1Kg, 5Kg, 10Kg, 20Kg

ACRYLIC DISTEMPER

A water base Acrylic Distemper and weather resistance with matt finish.

-  Water Based
-  Low Cost
-  Extra Whiteness
-  Good Coverage



Acrylic Distemper is designed for interior wall surface to give a smooth finish. It is based on acrylic emulsion to give durability and decoration to the walls.

It is available in White, which is devoid of dirtiness and gives clean and bright look.

This product is designed for better coverage on wall and can be applied on cement plaster surface, asbestos, brick work, concrete block.

METHOD OF APPLICATION

Roller & Brush

DILUTION

Water

DRYING TIME

Surface Dry 15-20 Minutes

RECOAT TIME

At an Interval of 6 Hours

COVERAGE

80-90 Sq. Ft/Kg/Coat on a Well Prepared Surface

SHADE

White

PACKAGING

1Kg, 5Kg, 10Kg, 20Kg

ECONOMICAL RANGE



AQUA LITE

ACRYLIC DISTEMPER

-  Water Based
-  Low Cost
-  Extra Whiteness
-  Low voc

Aqua Lite is a water-based interior paint supplied in paste form, and is best suited for decorating fully matured plaster work, concrete, brickwork and asbestos surfaces.

The paste is bound with a stable excellent quality emulsion.

It gives walls a delightful, attractive, matt finish that lasts really long.









TAKNO PLAST

WATER PROOF WALL PUTTY

EXTERIOR & INTERIOR

Takno Plast Putty is a specially designed white cement based premium quality putty with unique properties and silicon additives.

-  Application on both new and old wall surfaces
-  Water Resistant
-  Non-toxic, odorless & antifungal
-  Resists the growth of algae and fungi on wall



METHOD OF APPLICATION

Putty Knife or Trowel

DILUTION

Water

DRYING TIME

Surface Dry 6-8 Hours (At 30°C)

RECOAT TIME

4-6 Hours

COVERAGE

12-15 Sq. Ft/Kg for upto 1.5mm thickness in 2 coats

SHADE

White

PACKAGING

20Kg, 40Kg



Takno Plast Waterproof Wall Putty is a premium quality powder putty that is specially designed with silicone and anti-efflorescence additives to give unique waterproofing properties and efflorescence resistance for a smooth finish and extended life to the top coats.

It is developed as a base coat to cover unevenness and pinholes in plastered surfaces and to make the walls/ceilings ready for painting.

It contains finest quality minerals, white cement, polymers and special additives to enhance the adhesion of putty to the surface & makes it suitable for application to both interior as well as exterior surfaces.

METHOD OF APPLICATION

Putty Knife or Trowel

DILUTION

Water

DRYING TIME

Surface Dry 6-8 Hours (At 30°C)

RECOAT TIME

4-6 Hours

COVERAGE

12-15 Sq. Ft/Kg for upto 1.5mm thickness in 2 coats

SHADE

White

PACKAGING






5Kg, 20Kg, 40Kg

ECONOMICAL RANGE



ANNEX PLAST WALL PUTTY

It is used in both exterior and interior wall to give a smooth, undulation free surface.

-  Application on both new and old wall surfaces
-  Water Resistant
-  Non-toxic, odorless & antifungal
-  Resists the growth of algae and fungi on wall
-  Preparing crack damages on wall

It protects your expensive paint and retains its beauty for long. It reduces the repainting frequency, thus delivering a better life time value as advanced manufacturing process makes it better than other wall putty's due to its better water resistance, workability, smoothness and durability. Being pure white and smooth, it brings out the true tone/ shade of expensive paint applied over it. It is best suited to minimize paint cost and extend its durability.





ECONOMICAL RANGE

METHOD OF APPLICATION

Brush

DILUTION

Water

DRYING & RECOAT TIME

Surface Dry 120 Min. & At an Interval of 2-4 Hours

COVERAGE

800-900 Sq. Ft/Bag

SHADE

Light Biscuite, Mid Cream, Sky Blue, Off White, Silver Grey, Bone White, Bright Pink, Snow White, Smoke Grey, Ivory, Apple Green & White, Peach, Spl. Green, Aquamarine, Rose White, Dove Grey, Dark Adm. Grey, Taj Grey, Dholpuri Stone, Sandune, Terra Cotta etc.

PACKAGING

20Kg.

WATER PROOF CEMENT PAINT



Affordable and Value for Money



High Abrasion and Scratch Resistance



Zero VOC (Volatile Organic Compound)
Environment Friendly Product



It is a premium grade, sandstone-like texture coating designed using selected natural ceramic and synthetic UV resistant colored stone and aggregate.



METALLIC





LUXURY METALLIC

METHOD OF APPLICATION

Roller & Brush

DILUTION

Water

DRYING TIME

Surface Dry 60 Minutes

RECOAT TIME

At an Interval of 4-6 Hours

SHADE

Gold, Silver, Copper, Red, Tree House, Green Apple, Blue Sapphire, Cyber Grapes, Wall Nutt, Midnight Black & Fire Engine

PACKAGING

200ml, 500ml, 1Ltr

DAZZLER METALLIC

It allows you to create a plethora of design patterns in a range of shades including metallic like gold & silver.



Excellent Washability



Environment Friendly



Special Effect



VOC Free



Perfect for use on any paintable, properly primed, interior/exterior surface: walls, ceilings, columns, trim and more.

It's unique water-based formula is durable and long-lasting for both commercial and DIY application.

This paint is being developed using pearlescent pigments to give a gorgeous, shimmer finish.



METHOD OF APPLICATION

Trowel

DILUTION & DRYING TIME

Water

RECOAT TIME

At an Interval of 2-4 Hours

COVERAGE

80-100 Sq. Ft/Ltr*

SHADE & PACKAGING

25Kg in bags/buckets

RUSTIC REGULAR



TEXTURE WORLD INTERIOR & EXTERIOR

It allows you to create a plethora of design patterns in a range of shades including met



Environment Friendly



100% Acrylic Interior Wall Finish



RUSTIC SUMO

METHOD OF APPLICATION

Trowel

DILUTION & DRYING TIME

Water

RECOAT TIME

At an Interval of 2-4 Hours

COVERAGE

80-100 Sq. Ft/Ltr*

SHADE & PACKAGING

25Kg in bags/buckets

TEXTURE WORLD INTERIOR & EXTERIOR

A modified acrylic, water-based exterior product especially designed as an intermediate coating.



Environment Friendly



100% Acrylic Interior Wall Finish





COLORANT

SHADES

Regular

F.Y. Green, F. Voilet, F. Black, F. Yellow, F. Green, F. Blue, Brilliant Red, T. Amber

Special






F. Red, Red Oxide, Y. Oxide, Megenta, B. Orange, B. Siena

PACKAGING

50ml, 100ml, 200ml

UNIVERSAL STAINER

Annex is a high strength colour concentrate used to tint base paint to desire shade. These stainer can tint in plastic emulsion distemper synthetic enamels glossy satin or matt finish paints

-  High Strength
-  Low Cost
-  Weather-fast
-  Eco Friendly
-  Dispensing Consistency



Annex Universal Stainers a solution for practical and economical way of preparing tinted paints both by final customers and by professionals/businesses. These are high strength, durable and weather-fast concentrated stainers which can be used to create a wide range of shades.

Annex Universal Strainers are manufactured using world-class technology & dispersion equipment's. Stringent control on the physical parameters ensures excellent color strength and 100% shade consistency each time it is used.



SOLVENT BASE





PREMIUM ENAMEL

METHOD OF APPLICATION

Brush, Roller & Spray

DILUTION

Mineral Turpentine Oil & Solvent Thinner

DRYING TIME

Surface Dry 3-4 Hours/Hard Dry 7 Days (Recoat 6-8 H.)

PACKAGING

200ml, 500ml, 1Ltr, 4Ltr, 10Ltr, 20Ltr.

SHADE

Special: White, P.O. Red, Golden Yellow, Mint Green, Cherry, Deep Orange,

Running: Brown, Golden Brown, Phirozi, Bus Green, Smoke Grey, Black, Ox Blue,

HIGH GLOSS PREMIUM SYNTHETIC ENAMEL

Top Coat for Wood/Metal



Interior & Exterior Durable



Anti Fungal



Better Clarity




Excellent Gloss



Annex hi gloss premium ENAMEL is manufactured with suitable polyurethane resin, finest pigments and few important additives.

It gives mirror like gloss with tough film and everlasting finish. It is a highly washable paint, thus you can wipe off most common household stains easily.

Annex hi gloss Enamel is solvent based liquid paint that can be used both for exterior and interior surfaces, mainly on mild steel, wooden and suitably prepared masonry surfaces.



METHOD OF APPLICATION

Brush, Roller & Spray

DILUTION

Mineral Turpentine Oil

DRYING TIME

Surface Dry 60 Min/ Hard Dry 48 Hours

PACKAGING

200ml, 500ml, 1Ltr, 4Ltr, 10Ltr, 20Ltr

WOOD PRIMER



PRIMER SURFACE WHITE

High Performance Coating International Technology
Improved formula.



Superior Adhesion



Excellent Gloss



Wood Finish



METAL PRIMER

METHOD OF APPLICATION

Brush, Roller & Spray

DILUTION

Mineral Turpentine Oil

DRYING TIME

Surface Dry 60 Min/ Hard Dry 48 Hours

PACKAGING

200ml, 500ml, 1Ltr, 4Ltr, 10Ltr, 20Ltr

RED OXIDE METAL PRIMER

Top Coat for Wood/Metal



Superior Adhesion



Excellent Gloss



Maximum Protection





METHOD OF APPLICATION

Brush

RECOAT TIME

At an Interval of 2-4 Hours

PACKAGING

200ml, 500ml, 1Ltr, 4Ltr

RUBBER SEAL COMPOUND

Rubber Seal all protects from rust, salt, water and increase the vehicles life.



Low voc



Solvent Based



Good Opacity



METHOD OF APPLICATION

Brush

RECOAT TIME

At an Interval of 2-4 Hours

SHADE & PACKAGING

200ml, 500ml, 1Ltr, 4Ltr, 10Ltr, 20Ltr.

BROWN OXIDE PRIMER

Top Coat for Wood/Metal



Low voc



Solvent Based



Good Opacity



Fungus Resistant Coating





OTHER PRODUCTS



LAMINATES

INTERIOR & EXTERIOR



DAMP SEAL



CRACK FILLER



EPOXY WATERPROOF GLUE




WOOD FILLER

INTERIOR & EXTERIOR



PUTTY BOOSTER





रुशियों के रंग
हर घर के संग



ANNEX[®]

Paints

Mfg. & Mkt. By:

ECC PAINTS PVT. LTD.

G.T. ROAD, 125050 (INDIA)

For Feedback Write to : 

email : eshaancolours@gmail.com

www.annexpaints.com

Imitation of graphic is a punishable offence.



SCAN THE QR CODE
& Download The App
"KONNECT WITH ANNEX"
Get Exciting Rewards within The App

