

Emulsions

Primers

Distempers

Wall Putty

Waterproofing

Enamels

Metallic & Texture



ANNEX[®]

Paints

LUXURY FOR YOUR HOME



AN ISO 9001 : 2015 CERTIFIED CO.





ANNEX[®]

Paints

ABOUT US

The company has come a long way since its small beginnings in 2003. It was set up as a proprietorship firm in willing to take on the world's biggest, most famous paint company operating in India at that time. Annex Paints manufactures a wide range of paints of decorative and industrial use and also offers Waterproofing range under its portfolio. To deliver quality product to our customer is our top most priority. We commit ourselves to continually surprise you with our product offerings and approach. By dedicating ourselves to satisfying true customer needs, without being irresponsible to harm their health in the process. By taking care of the needs of the paint applicator, an artist in our minds who beautifies your house with his humble hands. By building a corporate team that everyone envies and wishes to join and taking care of the needs of every member.

VISION



Our core values are integrity, respect, imagination, innovation and passion. Our service is the value that bridges our past and future. It reliability, Quality and excellent performance for our clients and goal is to creat Annex as the most respected company in paint industry.

MISSION



We are company dedicated to the manufacturing of paints and coatings of the highest quality. We strive to :

- Satisfy our customers by offering quality products and services that leave little to be desired on their end.
- Generate wealth to fuel company's growth and staff development. Thus leading to a more well-rounded company that sets the industrial benchmark ever so higher.
- Develop innovative products and solutions that provide the adequate resource for individuals and professionals to manifest their dream paint job.

OUR GOAL



- To create value added products and services that help customers achieve higher efficiencies
- To bring the latest technology available
- To align employees growth with company's growth by required training and development
- To be engaged in collaborative working with suppliers and customers and ther by increase satisfaction

TABLE OF CONTENTS

LUXURY EMULSION

ABSOLUTE AURA HI GLOSS EMULSION	6
SWASTIK HI GLOSS EMULSION	7
TAKNO SHIELD SEMI GLOSS	8
DAZZLER HYBRID EMULSION	9

POPULAR SERIES EXTERIOR EMULSIONS

GRACE ADVANCE EXTERIOR EMULSION	12
GRACE BLUE EXTERIOR EMULSION	13
EVA INTERIOR EMULSION	14
GRACE SHINE EXTERIOR EMULSION	15
EVA SHINE INTERIOR EMULATION	16

ECONOMICAL EMULSIONS

GRACE LITE EXTERIOR EMULSION	18
EVA LITE INTERIOR EMULSION	19
VANDEY BHARAT EXTERIOR EMULSION	20

PRIMERS

TAKNO PRIME MULTI PURPOSE WALL SEALER	22
ANNEX PRIME EXTERIOR WALL PRIMER	23
UNIVERSAL PRIMER EXTERIOR & INTERIOR	24
WALL PRIME INTERIOR PRIMER	25
ADVANCE ECO PRIMER	26

DISTEMPER & WALL PUTTY

ACRYLIC
DISTEMPER

28

29

AQUA LITE
ACRYLIC DISTEMPER

TAKNO PLAST
EXTERIOR & INTERIOR

30

31

ANNEX PLAST
WALL PUTTY

WATER PROOF
CEMENT PAINT

32

METALLIC

DAZZLER
METALLIC

34

35

TEXTURE WORLD
INTERIOR & EXTERIOR

UNIVERSAL
STAINER

36

SOLVENT BASE

HIGH GLOSS
SYNTHETIC ENAMEL

38

39

PRIMER
SURFACE WHITE

RED OXIDE
METAL PRIMER

39

40

RUBBER SEAL
COMPOUND

BROWN OXIDE
PRIMER

40

OTHER PRODUCTS

LAMINATES
INTERIOR & EXTERIOR

42

42

DAMP SEAL

CRACK FILLER

43

43

EPOXY
WATERPROOF GLUE

WOOD FILLER
INTERIOR & EXTERIOR

44

44

PUTTY BOOSTER





LUXURY EMULSIONS









LUXURY EMULSION

- METHOD OF APPLICATION**
Roller & Brush
- DILUTION**
Water
- DRYING TIME**
Surface Dry 45 Minutes
- RECOAT TIME**
At an Interval of 3-5 Hours
- COVERAGE**
230-240 Sq. Ft/Ltr*
- SHADE**
White
- PACKAGING**
1Ltr, 4Ltr, 10Ltr, 20Ltr.

ABSOLUTE AURA

HI SHEEN EMULSION

A water based, acrylic emulsion that is clean, UV & weather resistant with decorative glossy finish.

-  Fungus Resistant Coating
-  No Fading & Cracking
-  Moisture Resistance
-  Eco Friendly



Annex Absolute Aura, outperforms other paints as it is formulated using advanced technology and ultra-premium ingredients that provide unparalleled performance, durability and coverage.

It is most advanced paint ever!

An ultra-luxury, low odor, low voc, 100% acrylic paint ideal for use in interior & exterior also, on high-end residential and commercial projects. Applies easily and features exceptional hiding, outstanding scrub resistance, washability and adhesion, backed by a satisfaction assurance.

It can be used on properly prepared and primed, new or previously painted interior & exterior, wallboard, masonry, plaster, wallpapered surfaces.

METHOD OF APPLICATION

Roller & Brush

DILUTION

Water

DRYING TIME

Surface Dry 30-40 Minutes

RECOAT TIME

At an Interval of 4-6 Hours

COVERAGE

230-240 Sq. Ft/Ltr*

SHADE

White & Seven Ready Mix Colour

PACKAGING

1Ltr, 4Ltr, 10Ltr, 20Ltr.

LUXURY EMULSION



SWASTIK HI GLOSS EMULSION

Hi Gloss Emulsion is water based exterior emulsion that imparts a high gloss finished to the exterior walls.



Hi-Gloss



Fungus Resistant Coating



Durable Surface



Excellent Washability



Quick Drying

Swastik High Gloss Emulsion is a low-voc, 100%-acrylic, interior, ideal for use on high-end, custom residential and upscale commercial projects - as well as homes, schools, hospitals, commercial spaces and other high-use areas where low-voc products are desired.

Swastik HI Gloss Emulsion formulated for longevity and enduring elegance, so your space stays as beautiful as you envisioned it.

Also recommended for wall painting.





LUXURY EMULSION

METHOD OF APPLICATION

Roller & Brush

DILUTION

Water

DRYING TIME

Surface Dry 60 Minutes

RECOAT TIME

At an Interval of 3-5 Hours

COVERAGE

260-300 Sq. Ft/Ltr*

SHADE

White, Bases & Ready Mix Shades






PACKAGING

1Ltr, 4Ltr, 10Ltr, 20Ltr.

TAKNO SHIELD

SEMI GLOSS

It is high performance, pure acrylic exterior & interior paint which offers outstanding protection of exterior surfaces as well as interior surfaces.

-  Ultra Durable Technology
-  Excellent Flow & Leveling
-  No Fading & Cracking
-  No Peeling & Blistering
-  Excellent Washability



A luxury category, low voc, 100% acrylic interior paint ideal for use on residential & commercial projects where outstanding performance and durability is required.

This applies easily and features excellent scrub washability & resistance, backed by a satisfaction assurance. It outperforms other interior paints as it is formulated using advanced technology and premium ingredients that provide unparalleled performance, durability, coverage and adhesion.

METHOD OF APPLICATION

Roller & Brush

DILUTION

Water

DRYING TIME

Surface Dry 60 Minutes

RECOAT TIME

At an Interval of 2-4 Hours

COVERAGE

250-300 Sq. Ft/Ltr*

SHADE

White

PACKAGING

1Ltr, 4Ltr, 10Ltr, 20Ltr.

LUXURY EMULSION



DAZZLER HYBRID EMULSION

Mid Sheen Interior paint which provides a rich luxurious finish to your walls. It also offers unmatched stain repellence to keep the walls beautiful.



Ultra Sheen Finish



Good Hiding



Excellent Washability



Durable Surface



A premium, low voc, 100% interior paint ideal for use on residential & commercial projects where good performance and durability is required.

This applies easily and features excellent great touch-up characteristics, backed by a satisfaction assurance. It outperforms other interior paints as it is formulated using advanced technology and premium ingredients that provide unparalleled performance, durability, coverage and adhesion.







POPULAR SERIES EXTERIOR EMULSIONS









PREMIUM EMULSION

- METHOD OF APPLICATION**
Roller & Brush
- DILUTION**
Water
- DRYING TIME**
Surface Dry 60 Minutes
- RECOAT TIME**
At an Interval of 4-6 Hours
- COVERAGE**
180-200 Sq. Ft/Ltr*
- SHADE**
White, Bases, Ready Mix Shades Like Signal Red, Terra Cotta, Nut-Brown etc.
- PACKAGING**
1Ltr, 4Ltr, 10Ltr, 20Ltr.

GRACE ADVANCE

EXTERIOR EMULSION

This Exterior Emulsion is specially formulated acrylic modified based exterior emulsion paint suitable for dry and less humid weather conditions for ultra durable technology.

-  Ultra Durable Technology with UV Resistance
-  No Fading & Cracking
-  Excellent Flow & Leveling
-  Best Adhesion and Excellent Resistance to Chalking



Annex Grace Advance has a smooth and stylish Matt finish. Making it an ideal choice for the price conscious customer.

Moreover its international technique and formulation ensures that the paint offers excellent resistance to chalking, cracking in comparison to other paint available in the market of this class.

And entirely new next level paint for those who value fine craftsmanship and superb performances.

METHOD OF APPLICATION

Roller & Brush

DILUTION

Water

DRYING TIME

Surface Dry 60 Minutes

RECOAT TIME

At an Interval of 4-6 Hours

COVERAGE

160-180 Sq. Ft/Ltr*

SHADE

White & Bases

PACKAGING

1Ltr, 4Ltr, 10Ltr, 20Ltr.

PREMIUM EMULSION



GRACE BLUE EXTERIOR EMULSION

Grace Blue Exterior Emulsion smooth paint with added silicon to make it with stand even in the harshest weather.



Heat & Reflect Technology



Prevents algae & fungal growth



Easy to Apply



Fast Dry & Recoat Time



Superior Adhesion & Resistance

Annex Grace Blue Exterior Emulsion, is smooth, water based, high performance and long lasting paint, based on acrylic resin, to give your walls not only a tough and flexible film, but also prevent microbial algae growth.

It is specially formulated to withstand extreme weather conditions of rainfall, humidity and heat.

It provides extremely good protection against UV degradation thus ensuring that the shade doesn't fade for a long time and the paint lasts longer.









- METHOD OF APPLICATION**
Roller & Brush
- DILUTION**
Water
- DRYING TIME**
Surface Dry 60 Minutes
- RECOAT TIME**
At an Interval of 2-4 Hours
- COVERAGE**
160-180 Sq. Ft/Ltr*
- SHADE**
White
- PACKAGING**
1Ltr, 4Ltr, 10Ltr, 20Ltr.

EVA

INTERIOR EMULSION

EVA Emulsion, a perfect product to give your walls a luxurious, smooth and silky feel with a fresh look for years.

-  Super Adhesion & Resistance
-  Quick Drying
-  Moisture Resistance
-  Eco Friendly



Annex EVA Interior Emulsion, offers a rich luxurious that is bound to give your walls a grand look. It is easily washable and offers excellent resistance which ensures that even stubborn stains can be cleaned easily from the wall; keeping your home looking spot-less & beautiful day after day.

It is incorporated with improved anti algal properties which provide excellent protection against fungal growth, thus reducing the chances of fungal black spots on your walls.

Moreover its international technique and formulation ensures that the paint offers excellent resistance to chalking, cracking in comparison to other paint available in the market of this class.

METHOD OF APPLICATION

Roller & Brush

DILUTION

Water

DRYING TIME

Surface Dry 60 Minutes

RECOAT TIME

At an Interval of 2-4 Hours

COVERAGE

230-250 Sq. Ft/Ltr*

SHADE

White

PACKAGING

1Ltr, 4Ltr, 10Ltr, 20Ltr.

PREMIUM EMULSION



GRACE SHINE EXTERIOR EMULSION



Fungus Resistant Coating



Durable Technology



Excellent Opacity



New Look For Longer

Annex Grace Shine Exterior Emulsion, a premium, low VOC, acrylic latex exterior paint ideal for use on residential, commercial & government projects where good performance and durability is required.

It's performance is superior then other exterior paints in its class as it is formulated using advanced technology and premium ingredients that provide outstanding performance, durability, coverage and adhesion.





PREMIUM EMULSION

METHOD OF APPLICATION

Roller & Brush

DILUTION

Water

DRYING TIME

Surface Dry 60 Minutes

RECOAT TIME

At an Interval of 4-6 Hours

COVERAGE

180-200 Sq. Ft/Ltr*

SHADE

White

PACKAGING

1Ltr, 4Ltr, 10Ltr, 20Ltr.

EVA SHINE

INTERIOR EMULSION



Shine & Glow



Fungus Resistant Coating



Moisture Resistance



Excellent Washability



A popular range emulsion with low VOC that is 100% acrylic interior ideal for use on residential, commercial & government projects where good performance and durability is required.

It has a smooth and stylish silk finish, making it an ideal choice for the price conscious customers.



ECONOMICAL EMULSIONS





BUDGET EMULSION

- METHOD OF APPLICATION**
Roller & Brush
- DILUTION**
Water
- DRYING TIME**
Surface Dry 60 Minutes
- RECOAT TIME**
At an Interval of 4-6 Hours
- COVERAGE**
120-140 Sq. Ft/Ltr*
- SHADE**
White
- PACKAGING**
1Ltr, 4Ltr, 10Ltr, 20Ltr.

GRACE LITE

EXTERIOR EMULSION



No Chalking



Excellent Adhesion



Pocket Friendly



Excellent Washability



Annex Grace Lite Exterior Emulsion is suitable for dry to moderately humid climatic conditions.

The product has good resistance to peeling, chalking and weathering on prolonged exposure.

In addition, its special formulation delivers good coverage or spreading rate compared to other ordinary emulsion.

It offers the finish of a plastic paint at a cost that is not too different from distemper.

METHOD OF APPLICATION

Roller & Brush

DILUTION

Water

DRYING TIME

Surface Dry 60 Minutes

RECOAT TIME

At an Interval of 4-6 Hours

COVERAGE

120-140 Sq. Ft/Ltr*

SHADE

White

PACKAGING

1Ltr, 4Ltr, 10Ltr, 20Ltr.

BUDGET EMULSION



EVA LITE INTERIOR EMULSION



No Hiding & Chalking



Eco Friendly



Excellent Flow & Leveling



Better Coverage

Annex Eva Lite Interior Emulsion gives a smooth finish, is water-based exterior emulsion wall paint with silicon additives and improved anti algal properties.

It is specially formulated with advance technique that best suits Indian, dry to moderately humid climatic conditions.

It offers the finish of a plastic paint at a cost that is not too different from distemper.





BUDGET EMULSION

METHOD OF APPLICATION

Roller & Brush

DILUTION

Water

DRYING TIME

Surface Dry 60 Minutes

RECOAT TIME

At an Interval of 2-4 Hours

COVERAGE

100-110 Sq. Ft./Ltr*

SHADE

White

PACKAGING

5Kg, 10Kg, 20Kg

VANDEY BHARAT EXTERIOR EMULSION



No Chalking



Pocket Friendly



Good Coverage



Excellent Washability



Good Hiding



VandeY Bharat Exterior Emulsion is suitable for dry to moderately humid climatic conditions.

The product has good resistance to peeling, chalking and weathering on prolonged exposure.

In addition, its special formulation delivers good coverage or spreading rate compared to other ordinary emulsions.



PRIMERS







HEAVY DUTY PRIMER

- METHOD OF APPLICATION**
Roller & Brush
- DILUTION**
Water
- DRYING TIME**
Surface Dry 60 Minutes
- RECOAT TIME**
At an Interval of 2-4 Hours
- COVERAGE**
130-150 Sq. Ft/Ltr*
- SHADE**
White & Bases
- PACKAGING**
1Ltr, 4Ltr, 10Ltr, 20Ltr.

TAKNO PRIME

MULTI PURPOSE WALL SEALER

Takno Prime is a styrene acrylic water based wall sealer formulated to provide excellent adhesion & wall sealing.

-  Low voc
-  No Chalking
-  Solvent Free
-  Quick Drying



Annex Takno Prime, is specially formulated premium quality acrylic primer, it provide superior alkali and efflorescence resistance for application on exterior masonry surfaces. It prevents water and dissolved salts from penetrating the paint film and protects the topcoat emulsion from damage.

It penetrates the porous surface, seals the porosity of the surface, and reduces the absorption of the surface, as a result of which top coat gives a better coverage. It gives a tough film and as a result is help to provide longer life of total paint system. No curing is required for this primer.

METHOD OF APPLICATION

Roller Brush

DILUTION

Water

DRYING TIME

Surface Dry 60 Minutes

RECOAT TIME

At an Interval of 2-4 Hours

COVERAGE

130-150 Sq. Ft/Ltr*

SHADE

White

PACKAGING





1Ltr, 4Ltr, 10Ltr, 20Ltr.

EXTERIOR PRIMER



ANNEX PRIME EXTERIOR WALL PRIMER

A water based high hiding primer that penetrates the porous surfaces seals the porosity of the surface and as a result top coat give better coverage.

-  Excellent Adhesion
-  Excellent Flow & Leveling
-  Fast Drying
-  Great Coverage

Annex Prime Exterior Wall Primer, is specially formulated premium quality acrylic primer with superior alkali and efflorescence resistance for application on exterior masonry surfaces. It prevents water and dissolved salts from penetrating the paint film and protects the topcoat emulsion from damage.





MULTIPURPOSE PRIMER

- METHOD OF APPLICATION**
Roller & Brush
- DILUTION**
Water
- DRYING TIME**
Surface Dry 60 Minutes
- RECOAT TIME**
At an Interval of 2-4 Hours
- COVERAGE**
120-140 Sq. Ft/Ltr*
- SHADE**
White & Bases
- PACKAGING**
1Ltr, 4Ltr, 10Ltr, 20Ltr.

UNIVERSAL PRIMER

EXTERIOR & INTERIOR

Universal Primer is specially formulated acrylic based primer for both interior and exterior surfaces.

-  Low voc
-  Solvent Free
-  Good Hardness
-  Excellent Binding
-  Good Coverage



Annex Universal Primer is water thinnable wall primer, formulated by using copolymer emulsion and ideal combination of pigments and extenders, so as to ensure deep penetration and sealing of porous surfaces.

It is suitable in interior applications, for priming of plastered surfaces and other masonry works. It makes the surface less absorbent and is specially fortified with fungicides, thus providing good resistance to wall alkalinity, moisture and fungus.

METHOD OF APPLICATION

Roller & Brush

DILUTION

Water

DRYING TIME

Surface Dry 60 Minutes

RECOAT TIME

At an Interval of 2-4 Hours

COVERAGE

150-170 Sq. Ft/Ltr*

SHADE

White

PACKAGING

1Ltr, 4Ltr, 10Ltr, 20Ltr.

INTERIOR PRIMER



WALL PRIME INTERIOR PRIMER

Annex Wall Primer is water born acrylic wall primer. It enhance the perfect protection and a gives perfect smooth finish.



No Chalking



Solvent Free



Excellent Adhesion to Substrate



Increase Top Coat Coverage

Annex Wall Prime, Cement Primer is water thinnable wall primer, formulated by using copolymer emulsion and ideal combination of pigments and extenders, so as to ensure deep penetration and sealing of porous surfaces.

It provides good sealing property that ensures smooth deposition of the paint film. It is pigmented white to give reasonable opacity to the primer.

It is suitable in interior applications, for priming of plastered surfaces and other masonry works. Get an excellent coverage with a wall primer that doesn't disappoint. It is perfect for your walls.










BUDGET FRIENDLY

- METHOD OF APPLICATION**
Roller & Brush
- DILUTION**
Water
- DRYING TIME**
Surface Dry 60 Minutes
- RECOAT TIME**
At an Interval of 2-4 Hours
- COVERAGE**
120-140 Sq. Ft/Ltr*
- SHADE**
White
- PACKAGING**
1Ltr, 4Ltr, 10Ltr, 20Ltr.

ADVANCE ECO PRIMER

Eco-Friendly primer for interior use only.

-  No Chalking
-  Solvent Free
-  Quick Drying
-  Excellent Binding
-  Excellent Adhesion to Substrate



Annex Eco Primer Advance is based on latest formulated primer for application on masonry surfaces.

It gives a tough film and as a result it helps to provide longer life of total paint system. No curing is required for this primer.

It is an acrylic primer with low emulsion eco friendly properties and excellent adhesion qualities. It has very good mechanical and binding properties to the cement.



DISTEMPER & WALL PUTTY





ACRYLIC DISTEMPER

A water base Acrylic Distemper and weather resistance with matt finish.

-  Water Based
-  Low Cost
-  Extra Whiteness
-  Good Coverage



METHOD OF APPLICATION

Brush

DILUTION

Water

DRYING TIME

Surface Dry 15-20 Minutes

RECOAT TIME

At an Interval of 8 Hours

COVERAGE

80-90 Sq. Ft/Kg/Coat on a well prepared surface

SHADE

White & Other Ready Mix Colour

PACKAGING

1Kg, 5Kg, 10Kg, 20Kg



Acrylic Distemper is designed for interior wall surface to give a smooth finish. It is based on acrylic emulsion to give durability and decoration to the walls.

It is available in White, which is devoid of dirtiness and gives clean and bright look.

This product is designed for better coverage on wall and can be applied on cement plaster surface, asbestos, brick work, concrete block.

METHOD OF APPLICATION

Roller & Brush

DILUTION

Water

DRYING TIME

Surface Dry 15-20 Minutes

RECOAT TIME

At an Interval of 6 Hours

COVERAGE

80-90 Sq. Ft/Kg/Coat on a Well Prepared Surface

SHADE

White

PACKAGING




1Kg, 5Kg, 10Kg, 20Kg

ECONOMICAL RANGE



AQUA LITE

ACRYLIC DISTEMPER

-  Water Based
-  Low Cost
-  Extra Whiteness
-  Low voc



Aqua Lite is a water-based interior paint supplied in paste form, and is best suited for decorating fully matured plaster work, concrete, brickwork and asbestos surfaces.

The paste is bound with a stable excellent quality emulsion.

It gives walls a delightful, attractive, matt finish that lasts really long.









TAKNO PLAST

WATER PROOF WALL PUTTY

EXTERIOR & INTERIOR

Takno Plast Putty is a specially designed white cement based premium quality putty with unique properties and silicon additives.

-  Application on both new and old wall surfaces
-  Water Resistant
-  Non-toxic, odorless & antifungal
-  Resists the growth of algae and fungi on wall



METHOD OF APPLICATION

Putty Knife or Trowel

DILUTION

Water

DRYING TIME

Surface Dry 6-8 Hours (At 30°C)

RECOAT TIME

4-6 Hours

COVERAGE

12-15 Sq. Ft/Kg for upto 1.5mm thickness in 2 coats

SHADE

White

PACKAGING

20Kg, 40Kg



Takno Plast Waterproof Wall Putty is a premium quality powder putty that is specially designed with silicone and anti-efflorescence additives to give unique waterproofing properties and efflorescence resistance for a smooth finish and extended life to the top coats.

It is developed as a base coat to cover unevenness and pinholes in plastered surfaces and to make the walls/ceilings ready for painting.

It contains finest quality minerals, white cement, polymers and special additives to enhance the adhesion of putty to the surface & makes it suitable for application to both interior as well as exterior surfaces.

METHOD OF APPLICATION

Putty Knife or Trowel

DILUTION

Water

DRYING TIME

Surface Dry 6-8 Hours (At 30°C)

RECOAT TIME

4-6 Hours

COVERAGE

12-15 Sq. Ft/Kg for upto 1.5mm thickness in 2 coats

SHADE

White

PACKAGING






5Kg, 20Kg, 40Kg

ECONOMICAL RANGE



ANNEX PLAST WALL PUTTY

It is used in both exterior and interior wall to give a smooth, undulation free surface.

-  Application on both new and old wall surfaces
-  Water Resistant
-  Non-toxic, odorless & antifungal
-  Resists the growth of algae and fungi on wall
-  Preparing crack damages on wall

It protects your expensive paint and retains its beauty for long. It reduces the repainting frequency, thus delivering a better life time value as advanced manufacturing process makes it better than other wall putty's due to its better water resistance, workability, smoothness and durability. Being pure white and smooth, it brings out the true tone/ shade of expensive paint applied over it. It is best suited to minimize paint cost and extend its durability.





ECONOMICAL RANGE

METHOD OF APPLICATION

Brush

DILUTION

Water

DRYING & RECOAT TIME

Surface Dry 120 Min. & At an Interval of 2-4 Hours

COVERAGE

800-900 Sq. Ft/Bag

SHADE

Light Biscuite, Mid Cream, Sky Blue, Off White, Silver Grey, Bone White, Bright Pink, Snow White, Smoke Grey, Ivory, Apple Green & White, Peach, Spl. Green, Aquamarine, Rose White, Dove Grey, Dark Adm. Grey, Taj Grey, Dholpuri Stone, Sandune, Terra Cotta etc.

PACKAGING

20Kg.

WATER PROOF CEMENT PAINT



Affordable and Value for Money



High Abrasion and Scratch Resistance



Zero VOC (Volatile Organic Compound)
Environment Friendly Product




It is a premium grade, sandstone-like texture coating designed using selected natural ceramic and synthetic UV resistant colored stone and aggregate.





METALLIC





LUXURY METALLIC

- METHOD OF APPLICATION**
Roller & Brush
- DILUTION**
Water
- DRYING TIME**
Surface Dry 60 Minutes
- RECOAT TIME**
At an Interval of 4-6 Hours
- SHADE**
Gold, Silver, Copper, Red, Tree House, Green Apple, Blue Sapphire, Cyber Grapes, Wall Nutt, Midnight Black & Fire Engine
- PACKAGING**
200ml, 500ml, 1Ltr

DAZZLER

METALLIC

It allows you to create a plethora of design patterns in a range of shades including metallic like gold & silver.

-  Excellent Washability
-  Environment Friendly
-  Special Effect
-  VOC Free



Perfect for use on any paintable, properly primed, interior/exterior surface: walls, ceilings, columns, trim and more.

It's unique water-based formula is durable and long-lasting for both commercial and DIY application.

This paint is being developed using pearlescent pigments to give a gorgeous, shimmer finish.

METHOD OF APPLICATION

Trowel

DILUTION & DRYING TIME

Water

RECOAT TIME

At an Interval of 2-4 Hours

COVERAGE

80-100 Sq. Ft/Ltr*

SHADE & PACKAGING

25Kg in bags/buckets

RUSTIC REGULAR



TEXTURE WORLD

INTERIOR & EXTERIOR

It allows you to create a plethora of design patterns in a range of shades including met



Environment Friendly



100% Acrylic Interior Wall Finish



RUSTIC SUMO

METHOD OF APPLICATION

Trowel

DILUTION & DRYING TIME

Water

RECOAT TIME

At an Interval of 2-4 Hours

COVERAGE

80-100 Sq. Ft/Ltr*

SHADE & PACKAGING

25Kg in bags/buckets

TEXTURE WORLD

INTERIOR & EXTERIOR

A modified acrylic, water-based exterior product especially designed as an intermediate coating.



Environment Friendly



100% Acrylic Interior Wall Finish





COLORANT

SHADES

Regular

F.Y. Green, F. Voilet, F. Black, F. Yellow, F. Green, F. Blue, Brilliant Red, T. Amber

Special






F. Red, Red Oxide, Y. Oxide, Megenta, B. Orange, B. Siena

PACKAGING

50ml, 100ml, 200ml

UNIVERSAL STAINER

Annex is a high strength colour concentrate used to tint base paint to desire shade. These stainer can tint in plastic emulsion distemper synthetic enamels glossy satin or matt finish paints

-  High Strength
-  Low Cost
-  Weather-fast
-  Eco Friendly
-  Dispensing Consistency



Annex Universal Stainers a solution for practical and economical way of preparing tinted paints both by final customers and by professionals/businesses. These are high strength, durable and weather-fast concentrated stainers which can be used to create a wide range of shades.

Annex Universal Strainers are manufactured using world-class technology & dispersion equipment's. Stringent control on the physical parameters ensures excellent color strength and 100% shade consistency each time it is used.



SOLVENT BASE





PREMIUM ENAMEL

METHOD OF APPLICATION

Brush, Roller & Spray

DILUTION

Mineral Turpentine Oil & Solvent Thinner

DRYING TIME

Surface Dry 3-4 Hours/Hard Dry 7 Days (Recoat 6-8 H.)

PACKAGING

200ml, 500ml, 1Ltr, 4Ltr, 10Ltr, 20Ltr.

SHADE

Special: White, P.O. Red, Golden Yellow, Mint Green, Cherry, Deep Orange,

Running: Brown, Golden Brown, Phirozi, Bus Green, Smoke Grey, Black, Ox Blue,

HIGH GLOSS

PREMIUM SYNTHETIC ENAMEL

Top Coat for Wood/Metal



Interior & Exterior Durable



Anti Fungal



Better Clarity




Excellent Gloss



Annex hi gloss premium ENAMEL is manufactured with suitable polyurethane resin, finest pigments and few important additives.

It gives mirror like gloss with tough film and everlasting finish. It is a highly washable paint, thus you can wipe off most common household stains easily.

Annex hi gloss Enamel is solvent based liquid paint that can be used both for exterior and interior surfaces, mainly on mild steel, wooden and suitably prepared masonry surfaces.



METHOD OF APPLICATION

Brush, Roller & Spray

DILUTION

Mineral Turpentine Oil

DRYING TIME

Surface Dry 60 Min/ Hard Dry 48 Hours

PACKAGING

200ml, 500ml, 1Ltr, 4Ltr, 10Ltr, 20Ltr

WOOD PRIMER



PRIMER SURFACE WHITE

High Performance Coating International Technology Improved formula.



Superior Adhesion



Excellent Gloss



Wood Finish



METAL PRIMER

METHOD OF APPLICATION

Brush, Roller & Spray

DILUTION

Mineral Turpentine Oil

DRYING TIME

Surface Dry 60 Min/ Hard Dry 48 Hours

PACKAGING

200ml, 500ml, 1Ltr, 4Ltr, 10Ltr, 20Ltr

RED OXIDE METAL PRIMER

Top Coat for Wood/Metal



Superior Adhesion



Excellent Gloss



Maximum Protection





METHOD OF APPLICATION

Brush

RECOAT TIME

At an Interval of 2-4 Hours

PACKAGING

200ml, 500ml, 1Ltr, 4Ltr

RUBBER SEAL COMPOUND

Rubber Seal all protects from rust, salt, water and increase the vehicles life.



Low voc



Solvent Based



Good Opacity



METHOD OF APPLICATION

Brush

RECOAT TIME

At an Interval of 2-4 Hours

SHADE & PACKAGING

200ml, 500ml, 1Ltr, 4Ltr, 10Ltr, 20Ltr.



BROWN OXIDE PRIMER

Top Coat for Wood/Metal



Low voc



Solvent Based



Good Opacity



Fungus Resistant Coating





OTHER PRODUCTS



LAMINATES

INTERIOR & EXTERIOR




DAMP SEAL



CRACK FILLER




EPOXY WATERPROOF GLUE




WOOD FILLER

INTERIOR & EXTERIOR



PUTTY BOOSTER





रुशियों के रंग
हर घर के संग



ANNEX[®]

Paints

Mfg. & Mkt. By:

ECC PAINTS PVT. LTD.

G.T. ROAD, 125050 (INDIA)

For Feedback Write to : 

email : eshaancolours@gmail.com

www.annexpaints.com

Imitation of graphic is a punishable offence.



SCAN THE QR CODE
& Download The App
"KONNECT WITH ANNEX"
Get Exciting Rewards within The App





ANNEX[®]
Paints

WORLD CLASS RANGE OF

Construction Chemicals & Water Proofing Products

AN ISO 9001 : 2015 CERTIFIED CO.

TO MAKE YOUR
STRUCTURES LIVE LONG
& FINEST!



Vision

Our core values are integrity, respect, imagination, innovation and passion. Our service is the value that bridges our past and future. It reflects our reliability, Quality and excellent performance for our clients and our goal is to create Annex as the most respected company in paint industry.

Mission

We are a company dedicated to the manufacturing of paints and coatings of the highest quality. We strive to:

- Satisfy our customers by offering quality products and services that leave little to be desired on their end
- Generate wealth to fuel company's growth and staff development. Thus leading to a more well- rounded company that sets the industrial benchmark ever so higher
- Develop innovative products and solutions that provide the adequate resource for individuals and professionals to manifest their dream paint job

Our Goal

- To create value added products and services that help customers achieve higher efficiencies
- To bring the latest technology available
- To align employees personal growth with company's growth by required training and development
- To be engaged in collaborative working with suppliers and customers and thereby increase satisfaction



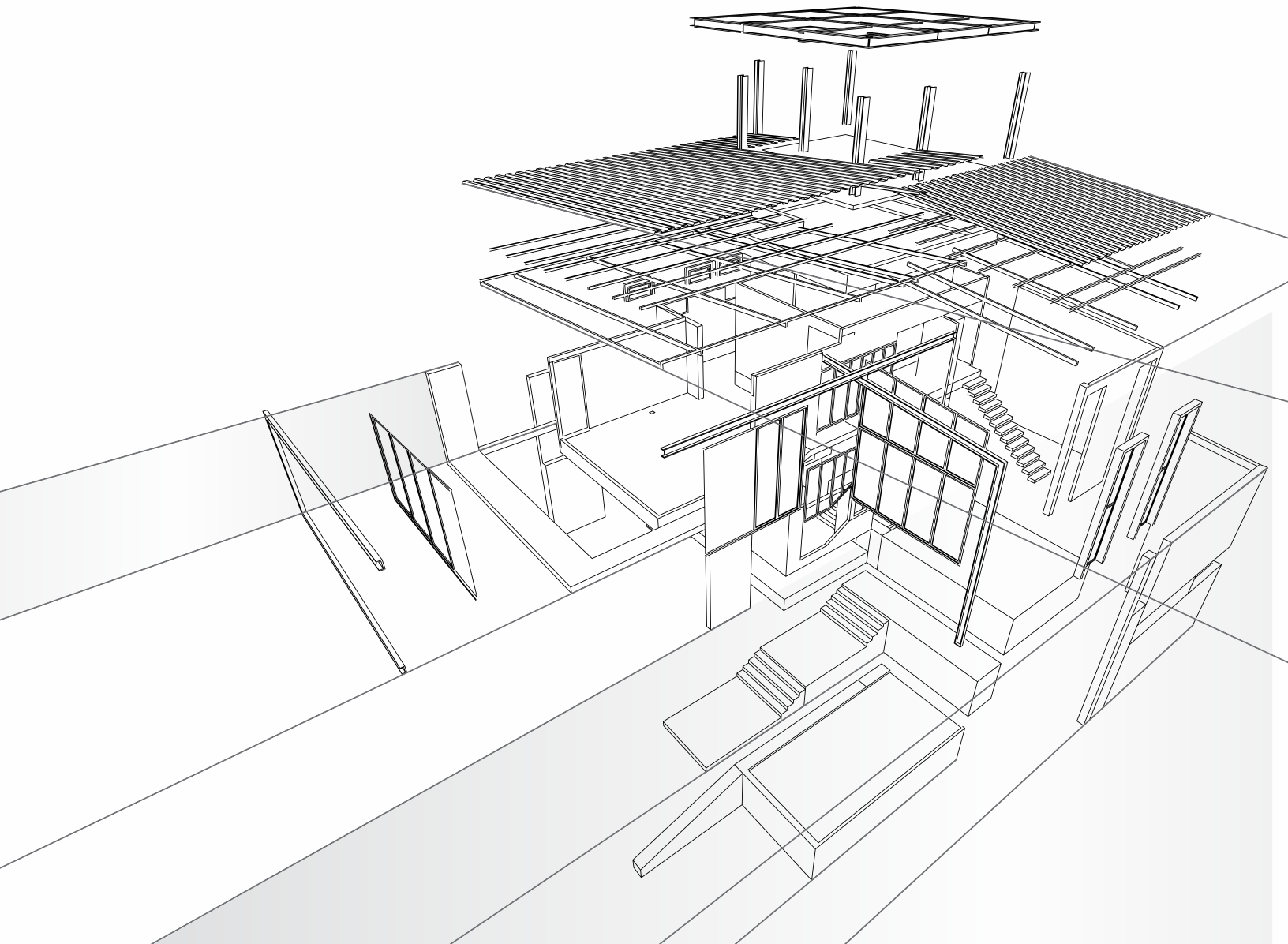
Manoj Goyal
(Director)



ECC Paints Pvt. Ltd.

About Us :

The company has come a long way since its small beginnings in 2003. It was set up as a proprietorship firm in willing to take on the world's biggest, most famous paint companies operating in India at that time. Annex Paints manufactures a wide range of paints for decorative and industrial use and also offers Waterproofing range under its portfolio. To deliver quality product to our customer is our topmost priority. We commit ourselves to continually surprise you with our product offerings and approach. By dedicating ourselves to satisfying true customer needs, without being irresponsible to harm their health in the process. By taking care of the needs of the paint applicator, an artist in our minds who beautifies your house with his humble hands. By building a corporate team that everyone envies and wishes to join and taking care of the needs of every member.



**END ALL LEAKS.
STAY DRY.
STAY WORRY-FREE.**



**SUPER GLUE
EPOXY
WATERPROOF SEALER**

PREPARE | REPAIR | PROTECT



THE ULTIMATE SOLUTION FOR CRACKS & LEAKAGES

Super Glue Epoxy Waterproofing is a powerful, epoxy-based formula designed to fill cracks, seal gaps, and stop water leakage in homes, terraces, bathrooms, and water tanks.

Strong. Durable. 100% Waterproof.



IDEAL FOR:



ROOF CRACKS & SURFACE GAPS



WATER TANKS (CONCRETE & PLASTIC)



BATHROOMS & INTERNAL WALL JOINTS



KITCHEN & DRAINAGE LEAKAGES



KEY FEATURES:

-  100% Waterproof Protection
-  Strong Epoxy-Based Bonding
-  Fills Gaps, Cracks, Joints Permanently
-  Easy to Apply with Brush / Spatula
-  Long-Lasting and Durable
-  Perfect for Home Repairs, Society Buildings & Contractors



**STOP LEAKS.
SAVE YOUR HOME.**

One product. Complete protection.



STRONG ADHESION



WATER & DAMP RESISTANT



LONG LASTING PERFORMANCE



IDEAL FOR HOMES, BUILDINGS & CONTRACTORS

BUILD STRONG. STAY DRY.



Packing	3kg.
Shelf Life	24 month if seal not open
PH Range	8-9

Coverage: Approximately 1.5-2kg/m²@ 1mm thickness for 2 coats.

Technical Information

Tile Type	Result	Test Methods
Tensile Strength (MPa)	2.5	ASTM D-522
Slart Shear Bond Strength (Mpa)	4.2	ASTM D-454
Puncture Resistance, (N)	945	ASTM D-154
Water Permedability, (gm/m ² h)	0.36	ASTM D-96
Pull of Bond Test, (MPa)	2.6	ASTM D-1583

Damp Cure Damp Seal

WATER PROFFING SOLUTION



Advantage :

1. Give easy to apply with most of horizontal and vertical surface in uniform thickness
2. Provided extra bond to most of building areas.
3. It is not harmful for health.
4. Its most properties improve with age.
5. When exposed to fire, its is not flammable and does not give off toxic gases.
6. It is highly durable in wet condition.
7. UV ray resistant and not effected by mild acid and strong alkalies chemicals.

Packing	1kg, 5kg, 20 kg
Shelf Life	12 month if seal not open
PH Range	6-8

APPEARANCE/COLOUR : MILK WHITE
Consumption : As per Brush Topping.

DAMP CURE

AQ+

FOR HEALTHY CONSTRUCTION

SECRET OF STRUCTURES SUCCESS !



Application :

- Used in basement, roof slab, screed.
- Water tank, terrace, floors that must be water tight.
- External plastering, bathroom and balconies.
- Mass Concrete foundation walls.

Advantage :

- Reduces Permeability.
- Easily dispensable/compatible
- Reduces capillary.
- Avoid shrinkage crack development.
- Facilitates better work ability.
- Enhance dura ability.

Packing 1kg, 5kg, 20 kg

Shelf Life 12 month if seal not open

PH Range 11-13

APPEARANCE/COLOUR : CHOCO

Colour/ APPEARANCE	Choco Colour	Colour/ APPEARANCE	Choco Colour
Specific Gravity @30°C	1.08 0.01	Non Volatile Content%	15+0.01
ph	11-13	Chloride content%	<2
Water Premeability	Pass	Setting time, minutes	40-550
		Dosage, ml/50kg cement	200



Packing	1 Ltr, 4 Ltr, 10 Ltr, 20 Ltr.
Shelf Life	24 month if seal not open
PH Range	8-9

Coverage : Approximately 1.5-2kg/m²@
1mm thickness for 2 coats.



Annex Paints Super Grip - High-Performance Adhesion Enhancer Super Grip is a premium, water-based liquid bonding enhancer designed to be applied over tile surfaces prior to adhesive application. It significantly boosts the bonding strength and flexibility of tile adhesives, ensuring superior performance and long-term durability.

PRODUCT OVERVIEW:

1. Advanced latex-based formulation that enhances adhesive strength and grip.
2. Applied as a pre-coat on tiles or substrates to improve bonding efficiency.
3. Doubles the bonding performance of tile adhesives for secure installation.
4. Increases both flexibility and deformation resistance, reducing the risk of cracks or debonding.
5. Ideal for challenging surfaces and high-stress areas prone to movement.
6. Suitable for use with standard and rapid-setting tile adhesives.
7. Maintains original workability and setting time of adhesives.
8. Provides strong adhesion between substrate and tile, ensuring long-lasting results.
9. Recommended for interior and exterior applications, including heavy-duty environments.

Tile

Adhesive

SECRET OF STRUCTURES SUCCESS.!



TILE ADHESIVE is a factory made cementitious dry powder which is mixed with water or special liquid additive to form a paste, providing problem-free, full bedding tile/stone installation. Annex Tile Adhesive thin-set adhesives have high bonding strength allowing the tiles to directly fixed to the substrate. Manufactured under stringent quality control procedures, Annex Tile Adhesive products have been globally proven and professionally endorsed for years.

FEATURES : Ready to Use Option, Only Water to Be Added; Better Bond Than Cement Based Mortar; Non-sagging; Good Mechanical Strength; Non-shrinking; Self-curing; Waterproofing For Fixing All Types of Tiles Such as External Flooring, Internal Flooring/walls, Tile on Tile and Swimming Pool Tiling

Tile Types	Ceramic, Porcelain, Non-mositure Sensitive Natural Stone
Packing	20 kg.
Surfaces	Wall and Floors
Location	Indoor and Outdoor

The cracking of tiles or a hollow sound on a tiled floor is caused by the cement and sand mixture which doesn't form a level base to cover the entire tile surface when fixing them.

Areas of usage: Residential and commercial floors and walls Swimming pools External cladding

ADVANTAGES:

- High strength formula
- Ultimate flexibility
- Improved shock and impact resistance
- Can withstand thermal stress
- Easy to install – fast and economical
- Hassle-free and long lasting

SECRET OF STRUCTURES SUCCESS.!




Tile Types	Ceramic, Porcelain, Non-mositure Sensitive Natural Stone
Packing	1 kg. & 5 kg.
Surfaces	Wall and Floors
Location	Indoor and Outdoor

Three Component Base

EPOXY Grout Colors




TERA KOTA



IVORY




RED




DARK GRAY




WHITE



BROWN



MOCHA



BLACK

Metalic Colors




M. MAROON



GOLD



M. BRONZE



TILE ADHESIVE

Versatile Polymer-Enhanced Mineral Adhesive (NX-FIX) A high-quality mineral-based adhesive engineered for reliable installation of ceramic tiles, vitrified tiles, glass mosaics, and natural stones on both walls and floors. Developed for precision application, durability and superior finish across a wide range of environments.



KEY HIGHLIGHTS :

1. Advanced polymer-fortified formulation for strong and lasting adhesion.
2. Specially suited for wall applications with excellent grip and stability.
3. Supports variable thickness application, ideal for surface leveling and large tiles.
4. Recommended for moisture-prone areas such as bathrooms, kitchens and utility spaces.
5. Anti-slip (non-sag) properties ensure secure placement on vertical surfaces.
6. Environment-friendly with low VOC emissions for safer indoor use.
7. Compatible with glass mosaics, vitrified tiles, ceramic tiles and stones.
8. Offers extended working time for precise placement and easy adjustments.
9. Maintains performance under regular wear with consistent bonding strength.




TILE ADHESIVE

High-Performance Multipurpose Gel Adhesive (NX-40 GEL) A premium-grade, multipurpose gel adhesive designed for superior bonding across a wide range of tile applications. Engineered with structural strength, flexibility and thixotropic properties, it ensures excellent performance in both vertical and horizontal installations.



KEY HIGHLIGHTS :

1. Suitable for ceramic, porcelain, and all types of natural stone, regardless of size or format.
2. High adhesion strength with enhanced deformability for long-lasting durability.
3. Smooth and easy-to-apply consistency for improved workability
4. Ideal for demanding applications such as facades, swimming pools, and high-traffic areas
5. Perfect for residential, commercial and infrastructure projects



TILE ADHESIVE

Advanced Flexible Mineral Bonding Solution (NX-FLEX) A high-performance, polymer-enriched mineral adhesive specially formulated for secure fixing of vitrified tiles and natural stones on both floors and walls. Designed to deliver strength, flexibility, and durability across a wide range of applications.



KEY HIGHLIGHTS :

1. Enhanced with advanced polymer technology for superior bonding strength.
2. Accommodates variable bed thickness for uneven surfaces and large-format tiles.
3. Suitable for indoor and outdoor applications, ensuring all-weather reliability.
4. Perfect for balconies, terraces, and exposed areas
5. Non-slump formulation ensures tiles stay firmly in place during installation.
6. Offers extended open time for better alignment and adjustments.
7. Resistant to thermal stress and ageing, ensuring long-term performance.
8. Ideal for installation in wet environments such as swimming pools, fountains, and water features.
9. Compatible with vitrified tiles, natural stones and dense materials.

Tile

Adhesive

SECRET OF STRUCTURES SUCCESS.!

Reliable All-Condition Tile Bonding Solution (B-60) A versatile, high-performance adhesive developed for secure installation of tiles in both interior and exterior environments. Designed to deliver consistent strength, ease of application, and long-lasting results across walls and floors.



KEY HIGHLIGHTS :

1. Suitable for indoor and outdoor tile installations.
2. Ideal for both vertical and horizontal surfaces.
3. Formulated for easy adjustment and precise tile alignment.
4. Supports uniform application thickness for better surface coverage.
5. Slip-resistant composition ensures firm hold on walls during fixing.
6. Provides extended working time for improved installation flexibility
- 7.. Environment-conscious with low VOC content for safer application
8. Delivers durable bonding performance under varying site conditions

Decorative Unsanded

Tile Grout

SECRET OF STRUCTURES SUCCESS. !

Packing	1 kg.
Shelf Life	12 month if seal not open
PH Range	6-8

ANNEX TILE GROUT Tile joint (Grouts) fillers are used in the space between adjoining tiles laid either on the floor or walls. Traditionally, tiling is done by placing tiles close with white cement used to fill the tile joints instead of tile joint fillers. White cement tends to break easily, leading to dirty/ stained tile joints, water seepage and growth of fungus/bacteria.

To overcome these problems, **ANNEX TILE GROUT** has introduced an innovative range of grouts which provide stain-free tile joints, are acid/ chemical resistant, non-cracking or powdering, anti-fungal & anti-bacterial

Tile Grout Colors

	
PARCHAMENT	NUT BROWN
	
IVORY	BLACK
	
PLATINUM	SALTILIO
	
SNOW WHITE	TERACOTTA
	
BUFF	SILVER SHADOW
	
OTHER	OTHER



ADVANTAGES :

- Easy to apply
- Stainfree tile joints (Grouts)
- Non-cracking or powdering
- Anti-fungal & anti-bacterial
- Available in range of colours to suit your tile colour
- Acid/ chemical resistant (epoxy based grouts only)

HOW TO USE:

- Choose a Grout Color.
- Wipe Tile With a Damp Sponge.
- Let Grout Dry and Then Apply Sealer.
- Hold Grout Float at 90-Degree Angle.
- Use a Damp Cloth to Remove the Haze.
- Sweep the float diagonally across the tiles to remove any excess grout.

Decorative Unsanded

ADD. MIX

SECRET OF STRUCTURES SUCCESS. !



Features & Benefits

- Interior and exterior installations
- Shock, chemical and frost resistant
- Increased bond and compressive strength
- Water resistant; suitable for submerged applications
- Superior flexibility

Add mix is a blend of polymeric emulsion to be added in annex grout to enhance the strength and durability of the grout when applied between tile and stone in internal and external areas under wet and dry conditions on wall and floors.

- Ready to mix
- Self curing
- Easy to use

Packing	200 ml., 100 ml.
Shelf Life	12 month if seal not open
PH Range	6-8

Appearance/Colour : Milk White

- Easy to use
- Good coverage
- Wall cladding
- Single component product
- Low porosity tiles
- No shrinkage & leakage Support Wall, Floor
- Gradually add approximately 2.5 parts of powder to 1 part of add mix by volume allow the admixture to wet the powder for 2 min and mix thoroughly to a smooth, workable, stiff paste consistency by slow speed mixer.
- Do not extend the pot life by adding more water to the mixed quantity.
- Features
- Suitable for varied tile and stones - Ceramic, vitrified, marbles, granites and glass mosaic.
- Economical in use.
- weber grout add along with weber cementitious grout can be used in joints between 1-8mm.
- Ease in mixing and faster application.
- Impart flexibility.
- Crack free and less of shrinkage result in watertight joint reduces the chances of water seepage through joints.
- Improve adhesion of grouts to tile and stone joints, results in more durable grout.
- Enhances compressive strength results to absorb traffic movement



बहुशियों के रंग
हर घर के संग


LUXURY
FOR YOUR
HOME





ANNEX[®]

Paints



WORLD CLASS
RANGE OF
WATER PROOFING &
CONSTRUCTION CHEMICALS





Finest
From The
CORE!

Mfg. & Mkt. By:

ECC PAINTS PVT. LTD.

G.T. ROAD, 125050 (INDIA)

For Feedback Write to : 

email : eshaancolours@gmail.com

www.annexpaints.com

Imitation of graphic is a punishable offence.



SCAN THE QR CODE
& Download The App
"KONNECT WITH ANNEX"
Get Exciting Rewards within The App

